

Site Usage

1,217,180 Visits
 Previous: 1,188,312 (2.43%)

74.89% Bounce Rate
 Previous: 74.67% (0.29%)

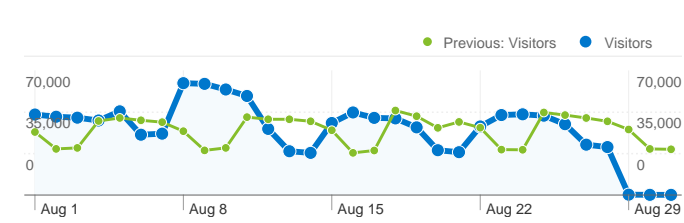
2,242,070 Pageviews
 Previous: 2,221,243 (0.94%)

00:01:18 Avg. Time on Site
 Previous: 00:01:18 (-0.25%)

1.84 Pages/Visit
 Previous: 1.87 (-1.46%)

73.35% % New Visits
 Previous: 72.92% (0.59%)

Visitors Overview

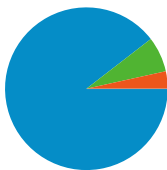


Visitors
1,059,375

Map Overlay

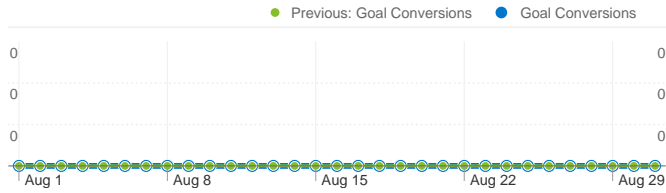


Traffic Sources Overview



- **Search Engines**
1,089,826.00 (89.54%)
- **Referring Sites**
85,332.00 (7.01%)
- **Direct Traffic**
42,018.00 (3.45%)
- **Other**
4 (> 0.00%)

Goals Overview

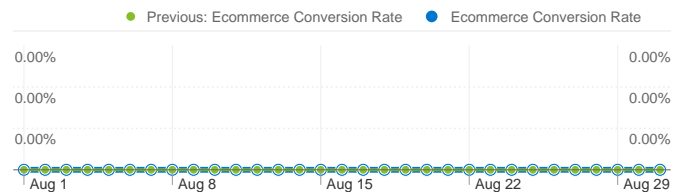


Goal Conversions
0

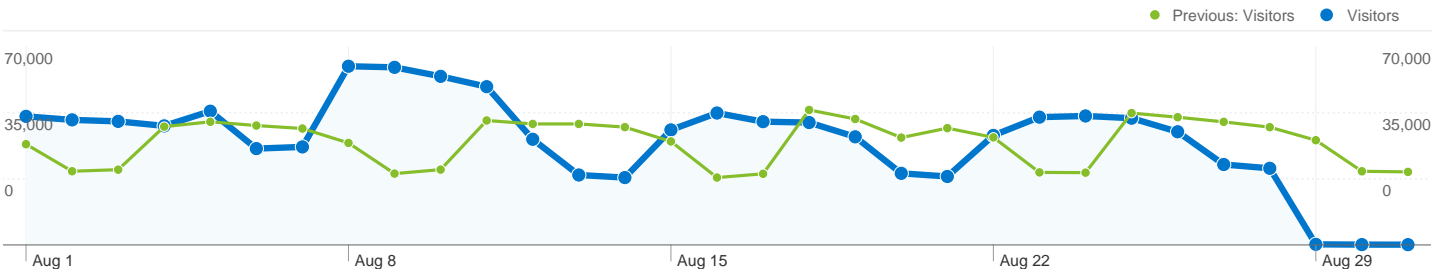
Content Overview

Pages	Pageviews	% Pageviews
/post/550505/www.avon.com.mx meter pedido.html		
Aug 1, 2011 - Aug 31, 2011	61,061	2.72%
Jul 1, 2011 - Jul 31, 2011	54,889	2.47%
% Change	11.24%	10.21%
/index.html		
Aug 1, 2011 - Aug 31, 2011	58,154	2.59%
Jul 1, 2011 - Jul 31, 2011	64,309	2.90%
% Change	-9.57%	-10.41%
/tubuscador/12060.htm		
Aug 1, 2011 - Aug 31, 2011	46,794	2.09%
Jul 1, 2011 - Jul 31, 2011	39,760	1.79%
% Change	17.69%	16.60%
/user/login/index.html		
Aug 1, 2011 - Aug 31, 2011	31,515	1.41%
Jul 1, 2011 - Jul 31, 2011	30,282	1.36%
% Change	4.07%	3.10%
/user/new/index.html		
Aug 1, 2011 - Aug 31, 2011	27,668	1.23%
Jul 1, 2011 - Jul 31, 2011	25,743	1.16%
% Change	7.48%	6.48%

Ecommerce Overview





Ecommerce Conversion Rate
0.00%





1,059,375 people visited this site


 **1,217,180 Visits**
 Previous: 1,188,312 (2.43%)


 **1,059,375 Absolute Unique Visitors**
 Previous: 1,033,082 (2.55%)

 **2,242,070 Pageviews**
 Previous: 2,221,243 (0.94%)

 **1.84 Average Pageviews**
 Previous: 1.87 (-1.46%)

 **00:01:18 Time on Site**
 Previous: 00:01:18 (-0.25%)

 **74.89% Bounce Rate**
 Previous: 74.67% (0.29%)

 **73.35% New Visits**
 Previous: 72.92% (0.59%)

Technical Profile

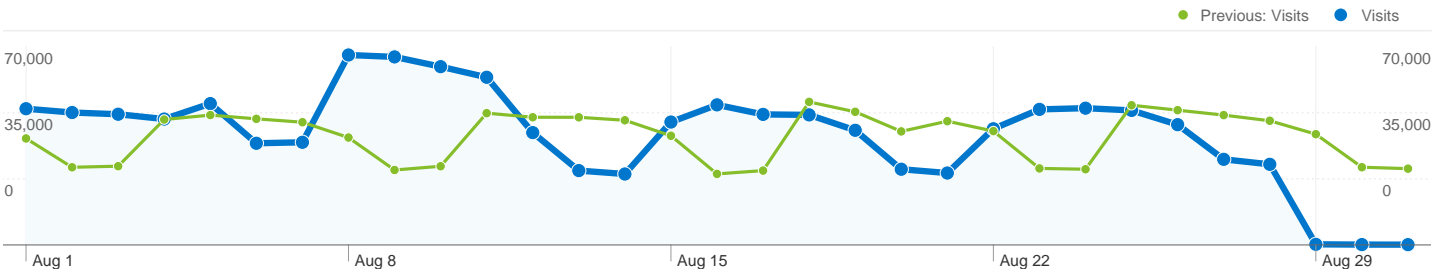
Browser	Visits	% visits	Connection Speed	Visits	% visits
Internet Explorer			Unknown		
Aug 1, 2011 - Aug 31, 2011	620,524	50.98%	Aug 1, 2011 - Aug 31, 2011	1,218,152	100.00%
Jul 1, 2011 - Jul 31, 2011	628,581	52.90%	Jul 1, 2011 - Jul 31, 2011	1,187,339	100.00%
% Change	-1.28%	-3.62%	% Change	2.60%	0.00%
Chrome					
Aug 1, 2011 - Aug 31, 2011	313,549	25.76%			
Jul 1, 2011 - Jul 31, 2011	281,129	23.66%			
% Change	11.53%	8.89%			

Firefox		
Aug 1, 2011 - Aug 31, 2011	236,918	19.46%
Jul 1, 2011 - Jul 31, 2011	233,328	19.64%
% Change	1.54%	-0.87%
Safari		
Aug 1, 2011 - Aug 31, 2011	24,185	1.99%
Jul 1, 2011 - Jul 31, 2011	24,215	2.04%
% Change	-0.12%	-2.49%
Android Browser		
Aug 1, 2011 - Aug 31, 2011	6,798	0.56%
Jul 1, 2011 - Jul 31, 2011	5,285	0.44%
% Change	28.63%	25.58%

Traffic Sources Overview

Aug 1, 2011 - Aug 31, 2011

Comparing to: Jul 1, 2011 - Jul 31, 2011



All traffic sources sent a total of 1,217,180 visits

3.45% Direct Traffic

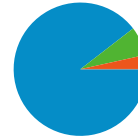
Previous: 4.74% (-27.16%)

7.01% Referring Sites

Previous: 7.42% (-5.47%)

89.54% Search Engines

Previous: 87.84% (1.93%)



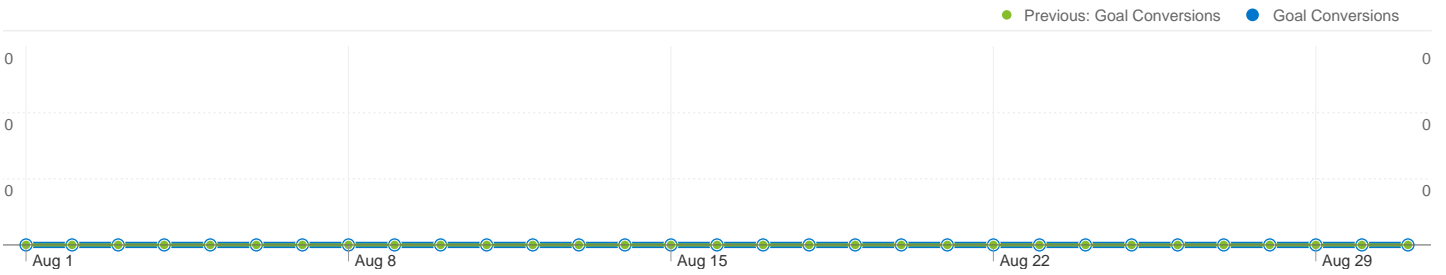
- **Search Engines**
1,089,826.00 (89.54%)
- **Referring Sites**
85,332.00 (7.01%)
- **Direct Traffic**
42,018.00 (3.45%)
- **Other**
4 (> 0.00%)

Top Traffic Sources

Sources	Visits	% visits
google (organic)		
Aug 1, 2011 - Aug 31, 2011	954,010	78.38%
Jul 1, 2011 - Jul 31, 2011	895,824	75.39%
% Change	6.50%	3.97%
bing (organic)		
Aug 1, 2011 - Aug 31, 2011	50,087	4.12%
Jul 1, 2011 - Jul 31, 2011	54,058	4.55%
% Change	-7.35%	-9.54%
search (organic)		
Aug 1, 2011 - Aug 31, 2011	44,801	3.68%
Jul 1, 2011 - Jul 31, 2011	44,312	3.73%
% Change	1.10%	-1.29%
(direct) ((none))		
Aug 1, 2011 - Aug 31, 2011	42,018	3.45%
Jul 1, 2011 - Jul 31, 2011	56,319	4.74%
% Change	-25.39%	-27.16%
revistalofavoritos.com (referral)		

Keywords	Visits	% visits
(other)		
Aug 1, 2011 - Aug 31, 2011	118,067	10.83%
Jul 1, 2011 - Jul 31, 2011	50,657	4.85%
% Change	133.07%	123.24%
www.avon.com.mx		
Aug 1, 2011 - Aug 31, 2011	17,979	1.65%
Jul 1, 2011 - Jul 31, 2011	15,853	1.52%
% Change	13.41%	8.63%
avon.com.mx		
Aug 1, 2011 - Aug 31, 2011	6,078	0.56%
Jul 1, 2011 - Jul 31, 2011	4,012	0.38%
% Change	51.50%	45.11%
www.somosbelcorp.com		
Aug 1, 2011 - Aug 31, 2011	5,927	0.54%
Jul 1, 2011 - Jul 31, 2011	3,783	0.36%
% Change	56.67%	50.07%
www.avon.com.mx meter pedido		

Aug 1, 2011 - Aug 31, 2011	32,735	2.69%	Aug 1, 2011 - Aug 31, 2011	5,682	0.52%
Jul 1, 2011 - Jul 31, 2011	29,762	2.50%	Jul 1, 2011 - Jul 31, 2011	6,016	0.58%
% Change	9.99%	7.38%	% Change	-5.55%	-9.54%



Visitors completed 0 goal conversions

0 conversions, Goal 3: Post

Previous: 0 (0.00%)

Goal Performance

Goal Conversion Rate

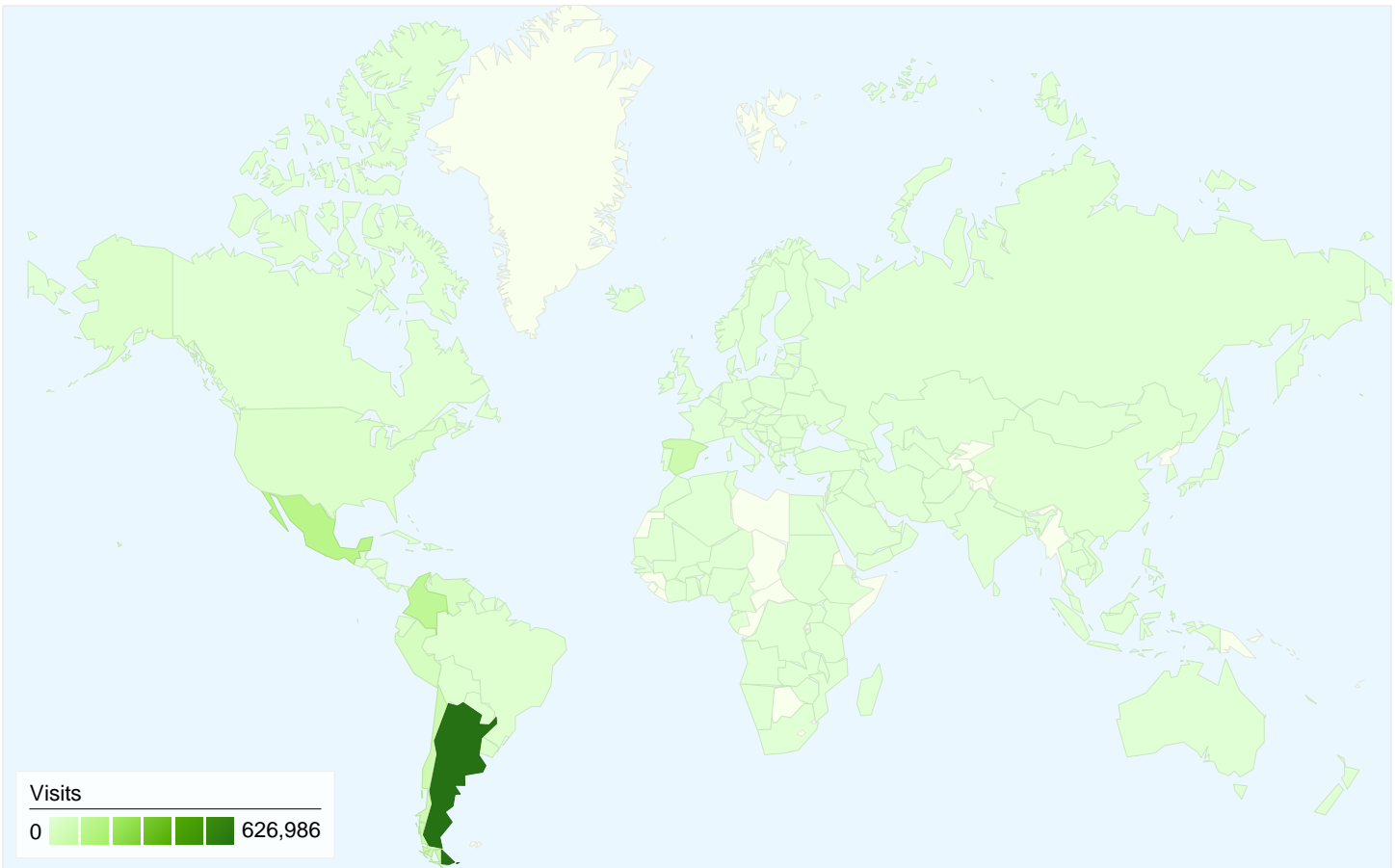


Goal Conversion Rate
0.00%

Total Goal Value



Total Goal Value
\$0.00

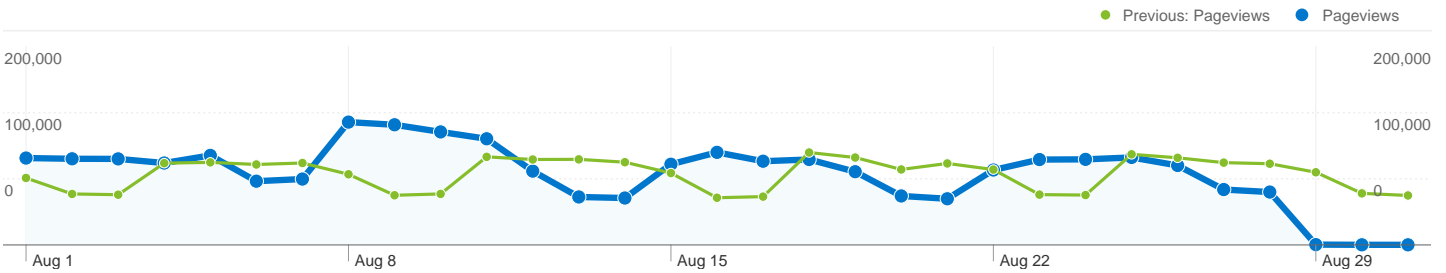


1,217,180 visits came from 179 countries/territories


Site Usage						
Visits	Pages/Visit	Avg. Time on Site	% New Visits	Bounce Rate		
1,217,180 Previous: 1,188,312 (2.43%)	1.84 Previous: 1.87 (-1.46%)	00:01:18 Previous: 00:01:18 (-0.25%)	71.43% Previous: 72.98% (-2.12%)	74.89% Previous: 74.67% (0.29%)		
Country/Territory	Visits	Pages/Visit	Avg. Time on Site	% New Visits	Bounce Rate	
Argentina						
August 1, 2011 - August 31, 2011	626,986	1.92	00:01:24	64.72%	73.61%	
July 1, 2011 - July 31, 2011	627,974	1.95	00:01:23	66.37%	73.37%	
% Change	-0.16%	-1.46%	0.64%	-2.49%	0.33%	
Mexico						
August 1, 2011 - August 31, 2011	139,312	1.75	00:01:20	74.46%	74.01%	
July 1, 2011 - July 31, 2011	128,648	1.75	00:01:20	76.92%	73.99%	
% Change	8.29%	-0.22%	-0.04%	-3.19%	0.02%	
Colombia						
August 1, 2011 - August 31, 2011	115,324	1.65	00:01:06	78.13%	77.66%	


July 1, 2011 - July 31, 2011	113,438	1.66	00:01:08	78.80%	77.28%
% Change	1.66%	-0.42%	-2.89%	-0.85%	0.49%
Chile					
August 1, 2011 - August 31, 2011	68,154	1.55	00:00:55	81.98%	79.66%
July 1, 2011 - July 31, 2011	61,041	1.58	00:00:54	83.57%	79.08%
% Change	11.65%	-1.79%	2.10%	-1.90%	0.73%
Spain					
August 1, 2011 - August 31, 2011	67,107	1.71	00:01:01	81.03%	77.67%
July 1, 2011 - July 31, 2011	70,189	1.75	00:00:58	82.52%	77.80%
% Change	-4.39%	-1.89%	5.02%	-1.80%	-0.16%
Peru					
August 1, 2011 - August 31, 2011	39,145	1.88	00:01:10	84.36%	76.72%
July 1, 2011 - July 31, 2011	34,366	1.91	00:01:14	86.75%	76.96%
% Change	13.91%	-1.49%	-5.56%	-2.76%	-0.31%
Venezuela					
August 1, 2011 - August 31, 2011	32,937	1.77	00:01:16	80.23%	76.17%
July 1, 2011 - July 31, 2011	30,506	1.84	00:01:18	82.85%	74.99%
% Change	7.97%	-3.98%	-2.32%	-3.16%	1.58%
United States					
August 1, 2011 - August 31, 2011	18,579	2.22	00:01:31	77.19%	74.44%
July 1, 2011 - July 31, 2011	19,508	2.43	00:01:36	80.62%	76.17%
% Change	-4.76%	-8.69%	-5.13%	-4.26%	-2.26%
Ecuador					
August 1, 2011 - August 31, 2011	17,722	1.88	00:01:24	79.97%	73.32%
July 1, 2011 - July 31, 2011	16,763	1.79	00:01:22	81.96%	75.09%
% Change	5.72%	5.42%	2.17%	-2.42%	-2.35%
Uruguay					
August 1, 2011 - August 31, 2011	14,700	1.87	00:01:13	74.39%	75.67%
July 1, 2011 - July 31, 2011	12,901	1.79	00:01:05	76.18%	76.03%
% Change	13.94%	4.22%	12.35%	-2.34%	-0.47%


1 - 10 of 179



Pages on this site were viewed a total of 2,242,070 times

 **2,242,070 Pageviews**
 Previous: 2,221,243 (0.94%)

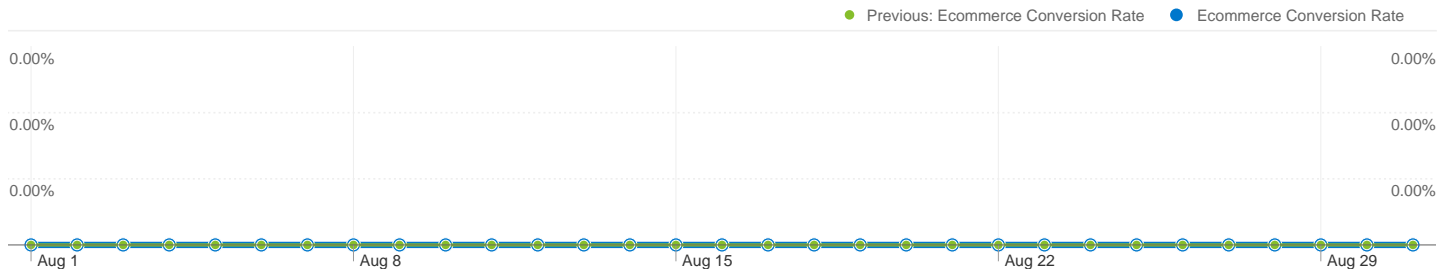
 **1,622,820 Unique Views**
 Previous: 1,608,800 (0.87%)

 **74.89% Bounce Rate**
 Previous: 74.67% (0.29%)

Top Content

Pages	Pageviews	% Pageviews
/post/550505/www.avon.com.mx meter pedido.html		
Aug 1, 2011 - Aug 31, 2011	61,061	2.72%
Jul 1, 2011 - Jul 31, 2011	54,889	2.47%
% Change	11.24%	10.21%
/index.html		
Aug 1, 2011 - Aug 31, 2011	58,154	2.59%
Jul 1, 2011 - Jul 31, 2011	64,309	2.90%
% Change	-9.57%	-10.41%
/tubuscador/12060.htm		
Aug 1, 2011 - Aug 31, 2011	46,794	2.09%
Jul 1, 2011 - Jul 31, 2011	39,760	1.79%
% Change	17.69%	16.60%
/user/login/index.html		
Aug 1, 2011 - Aug 31, 2011	31,515	1.41%
Jul 1, 2011 - Jul 31, 2011	30,282	1.36%
% Change	4.07%	3.10%
/user/new/index.html		

Aug 1, 2011 - Aug 31, 2011	27,668	1.23%
Jul 1, 2011 - Jul 31, 2011	25,743	1.16%
% Change	7.48%	6.48%



Sales of 0 products generated \$0.00

0.00% Conversion Rate

Previous: 0.00% (0.00%)

0 Transactions

Previous: 0 (0.00%)

\$0.00 Average Order Value

Previous: \$0.00 (0.00%)

0 Purchased Products

Previous: 0 (0.00%)

Top Revenue Sources

Products	Items	Revenue
There is no data for this view.		

Sources / Medium	Revenue	% Revenue
There is no data for this view.		